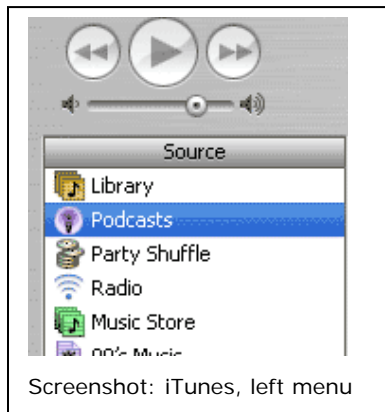


## Listen to Podcasts, using the iTunes software from Apple

You can use the Free Software iTunes from Apple to download and synchronize your subscribed audio - files.

Download the iTunes Software at <http://www.apple.com/itunes/download>

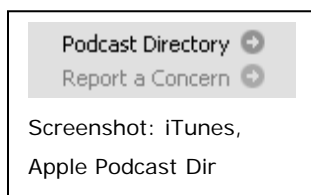


Screenshot: iTunes, left menu

After installing the software, please start it and choose **"Podcast"** as a Source in the left menu of the program. In the content frame you will get an empty Podcast list.

## How to subscribe Podcasts using the iTunes Podcast list

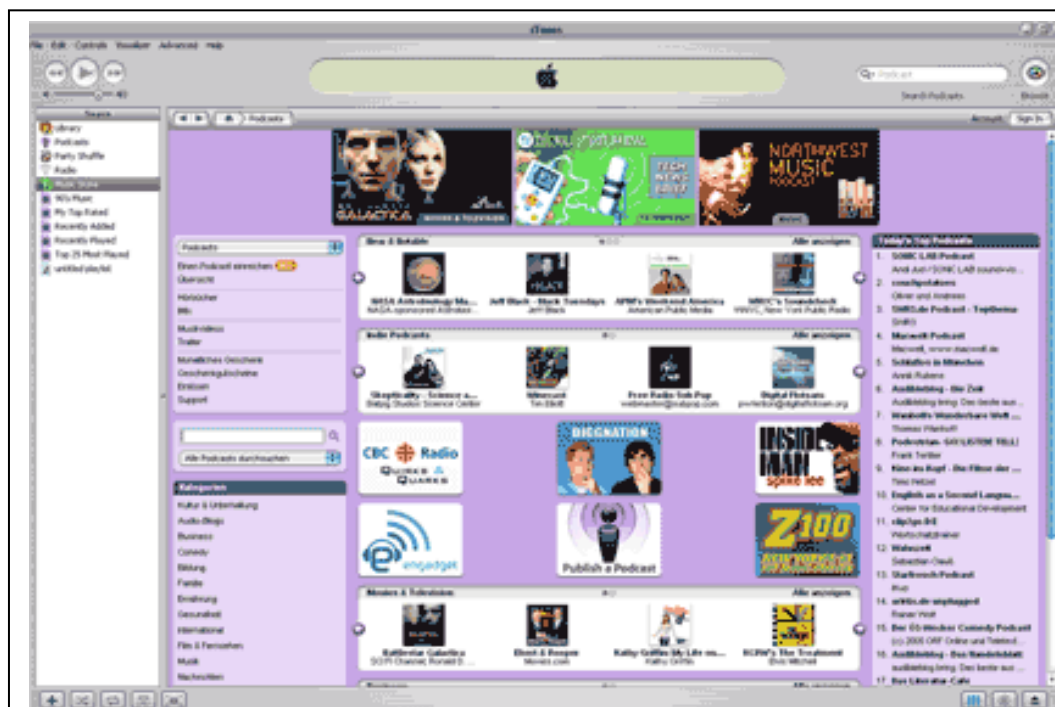
You can view a large list of available Podcasts provide by the Apple Music Store (not all of them are for free).



Screenshot: iTunes,  
Apple Podcast Dir

To view this list click on the "Podcast Directory" button down on the content frame of the iTunes program (Source: Podcast).

In the appearing frame you can choose between different subjects, like news, business, family ...



Screenshot: iTunes, Apple Podcast Overview

## How to subscribe a new Podcast to iTunes which is not from the iTunes list

To add a new Podcast, please use the top menu **"Advanced / Subscribe to Podcast"**.

A small window with an empty URL line will appear.



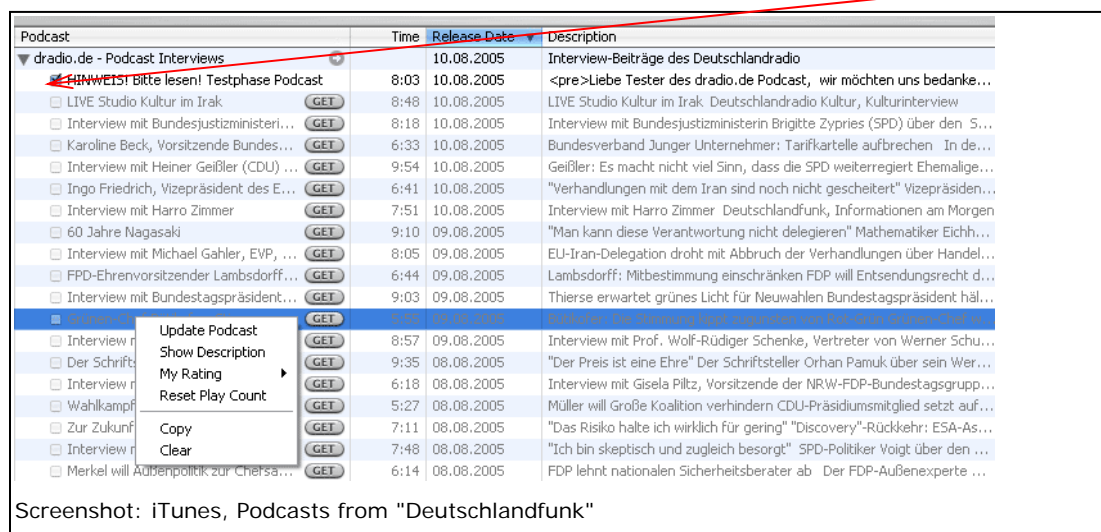
Screenshot: iTunes, add URL

Enter the URL:

[www.dradio.de/rss/podcast/interviews/?mode=text](http://www.dradio.de/rss/podcast/interviews/?mode=text)  
in this field. This resource contains German news<sup>1</sup>.

The iTunes Software will connect to this URL and receive the headers of the available audio files.

By clicking the arrow besides "dradio.de" the line will expand and shows all files.



Screenshot: iTunes, Podcasts from "Deutschlandfunk"

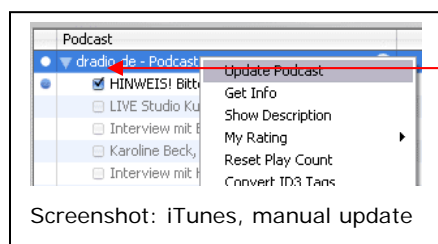
If you

click on the **"Get"** button, you will receive the chosen audiofile, it will be downloaded to your computer (you will see a progress bar at the top of the window).

After download you can play the file by double-click.

## Updating the Podcast info in the iTunes list

Possibility 1 - manual update



Screenshot: iTunes, manual update

Making a right mouseclick in the main header

"dradio.de ..." a menu will appear.

Choose **"Update Podcast"** to receive the new header lines.

<sup>1</sup> More about Podcasts on Deutschlandfunk: <http://www.dradio.de/aktuell/398578>

### Possibility 2 - automatic update

The Podcasts will be automatically updated daily. If you want to change this click on the "Settings" button in the down right corner of the screen.



Here you can set the preferences, like the update sequence.

### Some more Podcast URLs for iTunes

Some German podcasts

<http://www.podcast.de> (left column)

Podcasts on MSNBC

<http://msnbc.msn.com/id/8132577/>

direct RSS - feed URL (for adding to iTunes)

<http://podcast.msnbc.com/audio/podcast/MSNBC-Headlines.xml>

or

<http://podcast.msnbc.com/audio/podcast/MSNBC-TechWatch.xml>